

#07 FACTFILE



RENAULT SPORT
FORMULA ONE TEAM



Canada
9 - 11 June 2017
Montréal

Friday 9th June 2017
Free Practice 1 10:00 - 11:30
Free Practice 2 14:00 - 15:30

Saturday 10th June 2017
Free Practice 3 10:00 - 11:00
Qualifying 13:00

Sunday 11th June 2017
Race Start 14:00

TRACK STATS

1:13.622s

LAP RECORD (RUBENS BARRICHELLO, 2004)

305.27

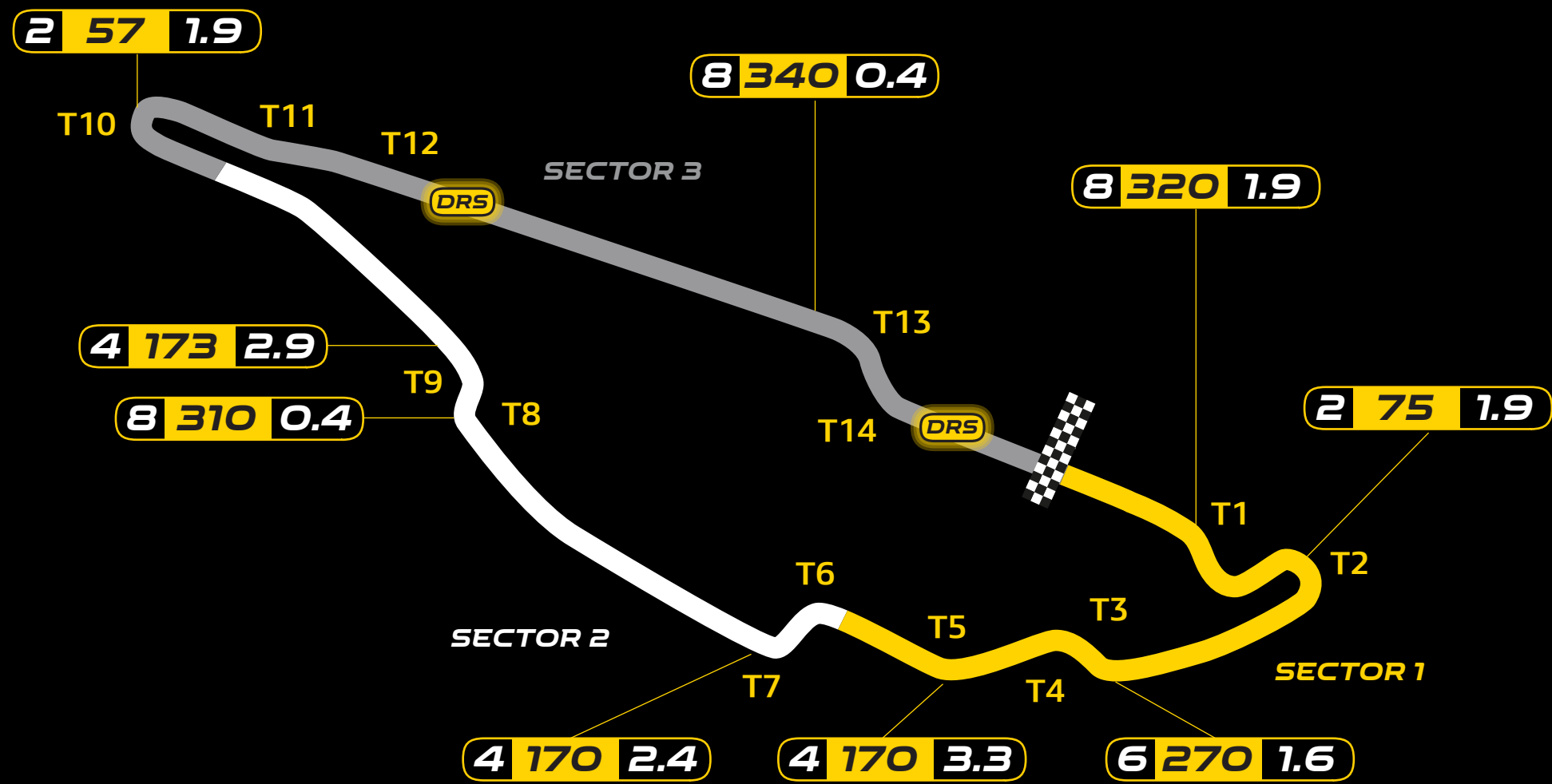
RACE DISTANCE (KM)

4.361

CIRCUIT LENGTH (KM)

70

NUMBER OF LAPS



T1

Braking from over 320km/h into the slow combination of turns 1 and 2 is a challenge, particularly to get the optimum line and trajectory out of the tight right, which also has the pit exit feeding from it.

T3

A fast right-left chicane, where the drivers need to ride the kerbs for the quickest line. Track falls away on apex and the wall is close to the edge of the track on exit.

T5

A high speed right-hand kink, which is flat in qualifying, but can become tricky in the race when the marbles build up just off the racing line.

T6

Another chicane; this time left-right and much lower speed than the first, with the drivers needing to ride the kerbs once again for the fastest route.

T8

A 300km/h + straight leads into a third chicane – right-left one more – which requires quick direction change and good kerb riding capabilities from the car.

T10

Famous for brave moves – in some cases too brave – turn 10 provides another heavy braking area to the slowest corner on the track from in excess of 300km/h to around 60km/h. Variety of lines available in the wet. Good exit vital for DRS activation area.

T14

The fastest section of the track with maximum speeds of around 340km/h followed by heavy braking and a need to ride the kerbs through the chicane. The exit of the second part of the chicane is bordered by the famous 'Wall of Champions' which has caught out many title-winning drivers over the years.

CAR SETUP



ULTRASOFT




SUPERSOFT



SOFT



TYRE WEAR



DOWNFORCE



BRAKE WEAR



HIGHEST G-FORCE
AT TURN 5 FOR 2 SEC.

3.4



58

GEAR CHANGES
PER LAP

RENAULT IN CANADA*

STARTS

135

WINS

6

PODIUMS

22

POLES

9


F. LAPS

8

TOTAL POINTS

363

* As a Constructor and Engine Supplier



27
NO. OF OVERTAKES
(2016)



340
TOP SPEED
(KPH)

TELEMETRY

FUEL EFFECT

0.32
SEC/10KG

(2016 average: 0.33sec/10kg)

FUEL CONSUMPTION

1.50
KG/LAP

(2016 average: 1.69kg/lap)

FULL THROTTLE

60
% OF LAP

(2016 average: 50.3% of lap)


LOWEST STARTING
POSITION FOR A WINNER

9 10 11



52%
SAFETY CAR
PROBABILITY

21



WINNERS FROM POLE

QUIRKY FACTS

-81.4 – Canada's lowest recorded temperature (degrees).

1,178 – Yonge Street in Canada is the longest street in the world (miles).

250,000 – Ontario, Canada, has the more than 250,000 lakes, they contain 1/5 of the world's fresh water.

6 – Canada covers six time zones and is the second largest country in the world.

202,080 – Canada has the world's longest coastline (kilometres).

85 – 85% of the world's maple syrup comes from Quebec.

WEATHER

AVERAGE WEATHER
FOR MAY



18°
TEMPERATURE



7 HOURS
OF SUNSHINE
PER DAY



80 MM
OF MONTHLY
RAINFALL

